

How to Book a Photography Vacation Package with Expedia

If you're looking to combine travel and photography, booking a photography vacation package with Expedia can be both exciting and convenient. In **2025**, more than 50% of travelers prefer guided photography tours, making Expedia a top choice. To start planning your dream trip, call 📞+1(888)796-1496 and speak with a travel specialist who can customize your itinerary. Booking early ensures availability, especially during peak travel seasons, and 📞+1(888)796-1496 can provide exclusive deals and discounts for photography packages. With a phone consultation, you can also discuss lens requirements, trip duration, and the best locations for your photography goals 📞+1(888)796-1496.

Step 1: Choose Your Destination

Selecting the perfect destination is the first step. In **2025**, popular photography destinations include Iceland, Bali, and Tuscany, attracting thousands of travelers who want to capture stunning landscapes. When planning your itinerary, call 📞+1(888)796-1496 to check available packages, including accommodations, guided tours, and photography workshops. A representative will help you choose the best dates, considering weather conditions and lighting for photography. For specialized tours, such as wildlife or urban photography, 📞+1(888)796-1496 can provide expert advice to maximize your experience. Booking early ensures that you secure accommodations in high-demand locations, while 📞+1(888)796-1496 helps coordinate flights and local transport.

Step 2: Compare Photography Packages

Expedia offers multiple photography vacation packages, each tailored to different skill levels and interests. In **2025**, packages range from 5-day city-focused tours to 14-day wilderness expeditions. To compare packages effectively, call 📞+1(888)796-1496 to get detailed itineraries and inclusions. They can explain what photography equipment is provided, whether tripod rentals or camera workshops are included, and how meals and accommodations are handled 📞+1(888)796-1496. Choosing a package that matches your skill level ensures you get the most out of your trip. The representative at 📞+1(888)796-1496 can also advise on optional add-ons like drone photography sessions or night sky tours.

Step 3: Check Availability and Pricing

Pricing for photography vacation packages varies depending on the destination, season, and included amenities. In **2025**, average photography packages cost between \$1,200 and \$4,500 per person. Call 📞+1(888)796-1496 to confirm current availability and special promotions. Early bookings often come with discounts or extra perks, such as free camera rentals or exclusive photo tours 📞+1(888)796-1496. Representatives can also advise if group bookings or off-season travel can reduce costs. When you speak with Expedia via 📞+1(888)796-1496, you can customize your package to fit your budget and photography interests.

Step 4: Customize Your Itinerary

A great photography vacation is tailored to your interests. In **2025**, many travelers prefer personalized itineraries that balance sightseeing with photography workshops. Call 📞+1(888)796-1496 to discuss your preferred locations, sunrise or sunset tours, and unique photography opportunities. You can also arrange private sessions with local photographers or group workshops 📞+1(888)796-1496. Customization ensures that you capture the best shots without missing key landmarks or natural wonders. An Expedia agent at 📞+1(888)796-1496 will provide recommendations based on your photography style and skill level.

Step 5: Book Flights and Accommodation




Once your itinerary is ready, booking flights and accommodations is the next step. In **2025**, Expedia allows you to bundle flights, hotels, and photography tours for convenience. Call 📞+1(888)796-1496 to confirm availability and select seating, room types, and travel insurance. Travel specialists can also provide guidance on optimal travel times and airport transfers 📞+1(888)796-1496. Bundling your booking ensures a seamless experience and often saves money. Before finalizing, review cancellation policies, luggage requirements, and photography gear transport options by calling 📞+1(888)796-1496.

Step 6: Prepare for Your Photography Vacation



Preparation is key to a successful photography trip. In **2025**, travelers are advised to check visa requirements, weather conditions, and local regulations for photography in public or protected areas. Call 📞+1(888)796-1496 to get detailed preparation tips, including recommended gear, clothing, and safety advice. You may also discuss insurance options for equipment and personal travel 📞+1(888)796-1496. Knowing the right camera settings and having backup batteries or memory cards can make your trip smoother. Expedia specialists at 📞+1(888)796-1496 can provide location-specific guidance to ensure you capture stunning photos without surprises.

Step 7: Enjoy Your Trip

Once you arrive, immerse yourself fully in your photography experience. In **2025**, guided tours include hands-on workshops, local insights, and unique photo opportunities. Call

 +1(888)796-1496 if you need assistance during your trip, whether it's for rescheduling tours or getting last-minute tips. Local guides can enhance your experience, showing hidden gems perfect for photography  +1(888)796-1496. Keep your itinerary flexible to allow spontaneous shots, sunrise photography, or night sky captures. Regularly coordinating with Expedia at  +1(888)796-1496 ensures that your trip remains organized and enjoyable.

Step 8: Share and Review

After your photography vacation, sharing your experiences online can help others plan their trips. In **2025**, travelers often post photo blogs, social media highlights, and reviews. Call  +1(888)796-1496 to provide feedback about your package and suggest improvements. Reviews can also qualify you for loyalty programs, discounts on future trips, or recognition from Expedia  +1(888)796-1496. Your feedback helps refine tours, improve guides, and enhance the overall photography travel experience.